

Woodscrews

Zinc Plated



Csk Pozitwinthread Csk Slotted Twinthread Round Pozitwinthread Round Slotted Clutch Head

Csk Pozitwinthread Csk Slotted Twinthread Round Pozitwinthread Round Slotted Clutch Head

Size	Csk Pozitwinthread	Csk Slotted Twinthread	Round Pozitwinthread	Round Slotted	Clutch Head
4g x 3/8"			●		
4g x 1/2"	●	●	●	●	
4g x 5/8"	●	●		●	
4g x 3/4"	●	●	●	●	
4g x 1"	●	●		●	
6g x 1/2"	●	●	●	●	
6g x 5/8"	●	●	●	●	
6g x 3/4"	●	●	●	●	●
6g x 1"	●	●	●	●	
6g x 1 1/4"	●	●	●	●	
6g x 1 1/2"	●	●	●	●	
6g x 1 3/4"	●				
6g x 2"	●	●		●	
7g x 3/4"	●	●			
7g x 1"	●	●			
7g x 1 1/4"	●	●			
7g x 1 1/2"	●	●			
8g x 1/2"	●	●	●		
8g x 5/8"	●	●	●		
8g x 3/4"	●	●	●	●	●
8g x 1"	●	●	●	●	●
8g x 1 1/4"	●	●	●	●	●
8g x 1 1/2"	●	●	●	●	●
8g x 1 3/4"	●	●	●		
8g x 2"	●	●	●	●	
8g x 2 1/4"	●	●			
8g x 2 1/2"	●	●		●	
8g x 3"	●	●		●	

Size	Csk Pozitwinthread	Csk Slotted Twinthread	Round Pozitwinthread	Round Slotted	Clutch Head
10g x 5/8"			●		
10g x 3/4"	●	●	●	●	
10g x 1"	●	●	●	●	
10g x 1 1/4"	●	●	●	●	●
10g x 1 1/2"	●	●	●	●	●
10g x 1 3/4"	●	●			
10g x 2"	●	●	●	●	
10g x 2 1/4"	●	●			
10g x 2 1/2"	●	●	●	●	
10g x 3"	●	●		●	
10g x 3 1/2"	●	●			
10g x 4"	●	●			
12g x 1"	●	●		●	
12g x 1 1/4"	●	●		●	
12g x 1 1/2"	●	●	●	●	
12g x 2"	●	●	●	●	●
12g x 2 1/4"	●				
12g x 2 1/2"	●	●		●	
12g x 3"	●	●		●	
12g x 3 1/2"	●	●			
12g x 4"	●	●			

Woodscrews

Stainless Steel



Countersunk Slotted
Round Slotted
Countersunk Pozi

Stainless Steel

Size	Countersunk Slotted	Round Slotted	Countersunk Pozi
4g x 1/2"	●		●
4g x 5/8"	●	●	●
4g x 3/4"	●	●	●
4g x 1"	●	●	●
6g x 1/2"	●	●	●
6g x 5/8"	●	●	●
6g x 3/4"	●	●	●
6g x 1"	●	●	●
6g x 1 1/4"	●	●	●
6g x 1 1/2"	●	●	●
8g x 1/2"	●	●	●
8g x 5/8"	●	●	●
8g x 3/4"	●	●	●
8g x 1"	●	●	●
8g x 1 1/4"	●	●	●
8g x 1 1/2"	●	●	●
8g x 1 3/4"	●	●	
8g x 2"	●	●	●
8g x 2 1/2"	●	●	●
8g x 3"	●	●	

Stainless Steel

Size	Countersunk Slotted	Round Slotted	Countersunk Pozi
10g x 3/4"	●	●	●
10g x 1"	●	●	●
10g x 1 1/4"	●	●	●
10g x 1 1/2"	●	●	●
10g x 1 3/4"	●	●	●
10g x 2"	●	●	●
10g x 2 1/2"	●	●	●
10g x 3"	●	●	●
10g x 3 1/2"	●		
10g x 4"	●		●
12g x 1"	●	●	●
12g x 1 1/4"	●	●	●
12g x 1 1/2"	●	●	●
12g x 2"	●	●	●
12g x 2 1/2"	●	●	●
12g x 3"	●	●	●
12g x 3 1/2"	●	●	
12g x 4"	●	●	●

Multi-Purpose Woodscrews



Csk Pozi - Zinc Plated & Yellow Passivated

Size(mm)	3.0	3.5	4.0	4.5	5.0	6.0
12	●	●				
16	●	●	●			
20	●	●	●			
25	●	●	●	●	●	
30	●	●	●	●	●	
35		●	●	●	●	
40	●	●	●	●	●	●
45			●	●	●	
50		●	●	●	●	●
60			●	●	●	●
70			●	●	●	●
80				●	●	●
90					●	●
100					●	●
120						●
150						●

Woodscrews

Brass



Countersunk Pozi
Countersunk Slotted
Round Slotted
Mirror Screw C.P. Top

Brass			
Size	Countersunk Pozi	Countersunk Slotted	Round Slotted
4g x 3/8"			●
4g x 1/2"	●	●	●
4g x 5/8"	●	●	●
4g x 3/4"	●	●	●
4g x 1"	●	●	●
5g x 5/8"		●	
5g x 3/4"		●	
6g x 1/2"		●	●
6g x 5/8"	●	●	●
6g x 3/4"	●	●	●
6g x 1"	●	●	●
6g x 1 1/4"	●	●	●
6g x 1 1/2"	●	●	●
6g x 2"		●	●
7g x 3/4"		●	●
7g x 1"	●	●	●
7g x 1 1/4"	●	●	●
7g x 1 1/2"	●	●	
8g x 1/2"		●	
8g x 5/8"		●	●
8g x 3/4"	●	●	●
8g x 1"	●	●	●
8g x 1 1/4"	●	●	●
8g x 1 1/2"	●	●	●
8g x 1 3/4"	●	●	●
8g x 2"	●	●	●
8g x 2 1/2"		●	●
8g x 3"		●	●

Brass			
Size	Countersunk Pozi	Countersunk Slotted	Round Slotted
10g x 3/4"	●	●	●
10g x 1"	●	●	●
10g x 1 1/4"	●	●	●
10g x 1 1/2"	●	●	●
10g x 1 3/4"		●	●
10g x 2"	●	●	●
10g x 2 1/4"		●	
10g x 2 1/2"	●	●	●
10g x 3"	●	●	●
10g x 3 1/2"		●	
10g x 4"		●	
12g x 1"		●	●
12g x 1 1/4"		●	●
12g x 1 1/2"		●	●
12g x 1 3/4"		●	
12g x 2"		●	●
12g x 2 1/2"		●	●
12g x 3"		●	
12g x 3 1/2"		●	
12g x 4"		●	
14g x 2"		●	
14g x 3"		●	

Black Japanned



Round Slotted
Round Slotted

Black Japanned	
Size	Round Slotted
4g x 3/8"	
4g x 1/2"	●
4g x 5/8"	
4g x 3/4"	●
4g x 1"	●
5g x 5/8"	
5g x 3/4"	
6g x 1/2"	●
6g x 5/8"	●
6g x 3/4"	●
6g x 1"	●
6g x 1 1/4"	●
6g x 1 1/2"	●
6g x 2"	●
7g x 3/4"	●
7g x 1"	●
7g x 1 1/4"	●
7g x 1 1/2"	●
8g x 1/2"	●
8g x 5/8"	●
8g x 3/4"	●
8g x 1"	●
8g x 1 1/4"	●
8g x 1 1/2"	●
8g x 1 3/4"	●
8g x 2"	●
8g x 2 1/2"	●
8g x 3"	●

Coach Screws



Hexagon Head Zinc Plated

Size(mm)	6	8	10	12
25	●			
30	●	●		
35	●			
40	●	●	●	
45	●	●		
50	●	●	●	●
55	●	●	●	
60	●	●	●	●
65	●	●	●	●
70	●	●	●	●
75		●	●	●
80	●	●	●	●
90	●	●	●	●
100		●	●	●
110				●
120			●	●
130			●	
140			●	●
150			●	
160			●	●
180				●

Square Head Zinc Plated

Size	1/4"	5/16"	3/8"	1/2"
1"	●	●		
1 1/4"	●		●	
1 1/2"	●	●	●	
1 3/4"	●			
2"	●	●	●	●
2 1/4"		●		
2 1/2"	●	●	●	●
3"	●	●	●	●
3 1/2"	●	●	●	●
4"	●	●	●	●
4 1/2"		●	●	●
5"	●	●	●	●
6"		●	●	●


Washer Head Screws



Zinc Plated & Yellow Passivated

Size(mm)	8	10
80	●	●
100	●	●
120	●	●
140	●	●
160	●	
180	●	
200	●	
220	●	
240	●	
260	●	
280	●	
300	●	
320	●	
340	●	
360	●	
380	●	
400	●	

Drywall Screws



Bugle Head Cross Recessed Zinc Plated

Sizes(mm)	Needle Point	Drill Point
25	●	●
32	●	●
38	●	●
42	●	●
50	●	●
65	●	●
75	●	●

Vine Eyes



Size(mm)

75 x 5.5 Zinc plated

Screw Cups



Brass Surface Screw Cups

Gauge	Brass Turned Pattern		
	Self Colour	Nickel Plated	Self Colour
4+5g	●	●	
6g	●	●	●
7+8g	●	●	●
9+10g	●	●	●
12g	●	●	●
14g	●	●	●

Screw Caps

Supatops	Size
White	No.2
White	No.3
Black	No.2
Mahogany	No.2
Magnolia	No.2
Pine	No.2
Teak	No.2



Plastidomes	Screw Gauge
White 6-8g	6-8g
Black 6-8g	6-8g
Teak 6-8g	6-8g
Chrome 6-8g	6-8g




Low Profile Caps	Screw Gauge
63 White	Up to 8g
63 Antique White	Up to 8g
63 Black	Up to 8g
64 White	Up to 12g
64 Antique White	Up to 12g
64 Black	Up to 12g
63 Washer	Up to 8g
64 Washer	Up to 12g




Nails 25kg Boxes

Round Plain Head




Size(mm)	Self Colour	Galvanised
20 x 1.60	●	●
25 x 2.00	●	●
30 x 2.00	●	●
40 x 2.65	●	●
50 x 2.65	●	●
65 x 3.35	●	●
75 x 3.75	●	●
100 x 4.50	●	●
125 x 5.00	●	●
150 x 6.00	●	●
200 x 8.00	●	

Annular Ring Shank




Size(mm)	Self Colour	Sherardised
25 x 2.00	●	●
30 x 2.36	●	●
40 x 2.65	●	●
50 x 2.65	●	●
65 x 3.35	●	●
75 x 3.35	●	●
100 x 5.00	●	●

Round Lost Head



Size(mm)	Self Colour	Galvanised
40 x 2.36	●	●
50 x 2.65	●	●
65 x 3.35	●	●
75 x 3.75	●	●

Oval Brad



Size(mm)	Self Colour	Galvanised
25 x 2.00 x 1.25	●	●
40 x 2.65 x 1.60	●	●
50 x 3.35 x 2.00	●	●
65 x 4.00 x 2.65	●	●
75 x 5.00 x 3.35	●	●
100 x 6.00 x 4.00	●	●

Clout



Size(mm)	Galvanised
25 x 2.65	●
30 x 2.65	●
40 x 2.65	●
50 x 2.65	●
65 x 3.75	●
75 x 3.75	●
100 x 4.50	●

Square Twist



Size(mm)	Galvanised
30 X 3.75	●

Panel Pins

Zinc Plated 500g Boxes



Size(mm)	Deep Drive	Flat Head
13mm x 18g	●	●
15mm x 18g	●	●
20mm x 16g	●	●
25mm x 16g	●	●
30mm x 16g	●	●
40mm x 16g	●	●
50mm x 16g	●	●

Masonry Nails

Zinc Plated Boxes of 100



Size(mm)	Size(mm)
2.5 x 25mm	3.5 x 65mm
2.5 x 30mm	3.5 x 75mm
2.5 x 35mm	3.5 x 85mm
2.5 x 40mm	3.5 x 100mm
2.5 x 50mm	3.7 x 25mm + Washer
3.0 x 40mm	3.7 x 30mm + Washer
3.0 x 50mm	3.7 x 35mm + Washer
3.0 x 60mm	3.7 x 40mm + Washer
3.0 x 65mm	3.7 x 50mm + Washer

Helifix Stress Free Structural Solutions

Inskew

Description

Stainless steel high performance structural batten fixing designed for use in pitched warm roof construction
Installed like a nail - holds like a screw



Turbofast

Description

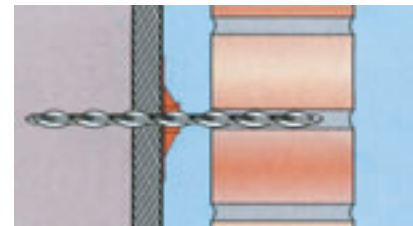
A highly versatile fixing which provides a fast, reliable and economical means of securing timber and MDF to bricks, blocks and concrete in numerous situations
Recommended for use in aircrete blocks
Available in stainless steel and zinc plated carbon steel



Turbo Tie

Description

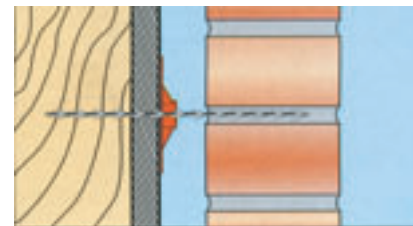
Stainless Steel New Build Cavity Wall Tie
For securing outer leaf masonry to inner blocks or panels
Can be installed through insulation



Tim Tie

Description

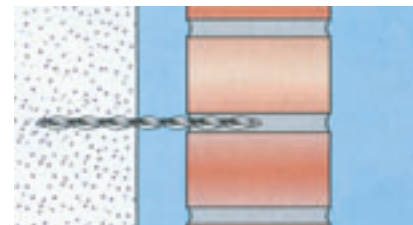
Stainless Steel New Build Cavity Wall Tie
For timber frame constructions
Can be installed through insulation without effecting thermal properties



Star Tie

Description

Stainless Steel New Build Cavity Wall Tie
For extending or securing a new leaf to an existing wall
Designed for use with or without insulation



Helibar

Description

A structural reinforcing rod in austenitic stainless steel
Ideal for general mortar bed reinforcement in new construction
It is also applicable to remedial situations providing excellent bed joint reinforcement and beam creation for general purpose crack stitching and lintel replacement



Helibond MM2 Grout

Description

A high performance, non-shrink injectable, cementitious grout
Ideal for bonding metal components into most masonry substrates
It flows easily, using a hand held applicator, to fill voids completely and rapidly develops high compressive strength



Tools

Support Tools

Full range of tough, durable hand held or power driven support tools for Inskew and Turbofast. These include telescopic tools for single operation fully flush installation which allow quick and easy fixing without buckling or bending

Installation Tools

A comprehensive range of power support tools, drill bits and drill extensions is available for all situations. They ensure the rapid, trouble free and correct installation of all remedial ties